

Attendance Area Adjustment Plan

Dr. Michael J. Martirano,
Interim Superintendent
October 3, 2017



SCHOOL ENROLLMENT

2018: 56,000 students

35 schools (47%)

outside target utilization

2026: 64,000 students

+ 4,000 Elementary

+ 2,200 Middle

+ 2,800 High



SOLID FOUNDATION

Thoughtful,
deliberative **process**

Accurate,
current **data**



CONSULTANT REVIEW

Findings:

- Data conversion error: distribution of future apartment student yields
- HS/MS level: No errors found in projected school-level enrollments
- Aggregated polygon FARM percentages match the school-level FARM reports
- ES level: Propagation of non-integer based school level projection data being propagated out into the integer based planning polygon
 - Known issue, accounted for with adjustment factor

Future recommendation:

- Updated redistricting tool will eliminate future rounding and compatibility errors


POLICY 6010: STUDENT ATTENDANCE AREAS

Attendance Area Committee (AAC)

Public feedback

Communication

Data review and evaluation



TRANSPARENCY **ENGAGEMENT** **COLLABORATION**



CAPITAL IMPROVEMENT PROGRAM



HOWARD COUNTY PUBLIC SCHOOL SYSTEM
Capital Budget FY 2019

Capital Improvement Program FY 2020–2024
Long-Range Master Plan FY 2019–2028

Superintendent's Proposed Budget

REVISED 9/9/17

ATTENDANCE AREA ADJUSTMENT

Feasibility Study

AAC Plans

**Superintendent's
Proposal**

OPTION 1: FEASIBILITY STUDY

OUTCOME:

54 schools within target by 2018–19

IMPACT:

Redistrict 8,800 students

- 32 elementary schools, including ES #42 opening
- 19 middle schools
- 11 high schools



Relieve overcrowding



Equity in resource allocation



Minimize family disruption



Long-term solution

OPTION 2a: AAC INITIAL PLAN

OUTCOME:

57 schools within target by 2018–19

IMPACT:

Redistrict 6,500 students

- 31 elementary schools, including ES #42 opening
- 19 middle schools
- 11 high schools



Relieve overcrowding



Equity in resource allocation



Minimize family disruption



Long-term solution

OPTION 2b: AAC ALTERNATIVE PLAN

OUTCOME:

51 schools within target for 2018–19

IMPACT:

Redistrict 5,600 students

- 32 elementary, including ES #42 opening
- 17 middle
- 10 high



Relieve overcrowding



Equity in resource allocation



Minimize family disruption



Long-term solution



SUPERINTENDENT'S RECOMMENDATION

SUPERINTENDENT'S PROPOSAL

OUTCOME:

- Most schools within target by 2022
- Near- and long-term overcrowding relief
- Expands educational opportunities for all students

IMPACT 2018–19:

- Redistrict 1,900 elementary and 300 middle school students
- NO high school redistricting



Relieve overcrowding



Equity in resource allocation



Minimize family disruption



Long-term solution

IMPACT: ELEMENTARY SCHOOL

FACTORS:

1,900 students redistricted

20 Schools affected

- Fill new ES #42
- Balance Columbia schools
- Balance Manor Woods and Waverly ES

Long term:

- ES #43 opens 2023–24
- Regional language immersion centers

SCHOOL REGIONS AFFECTED, 2018-19

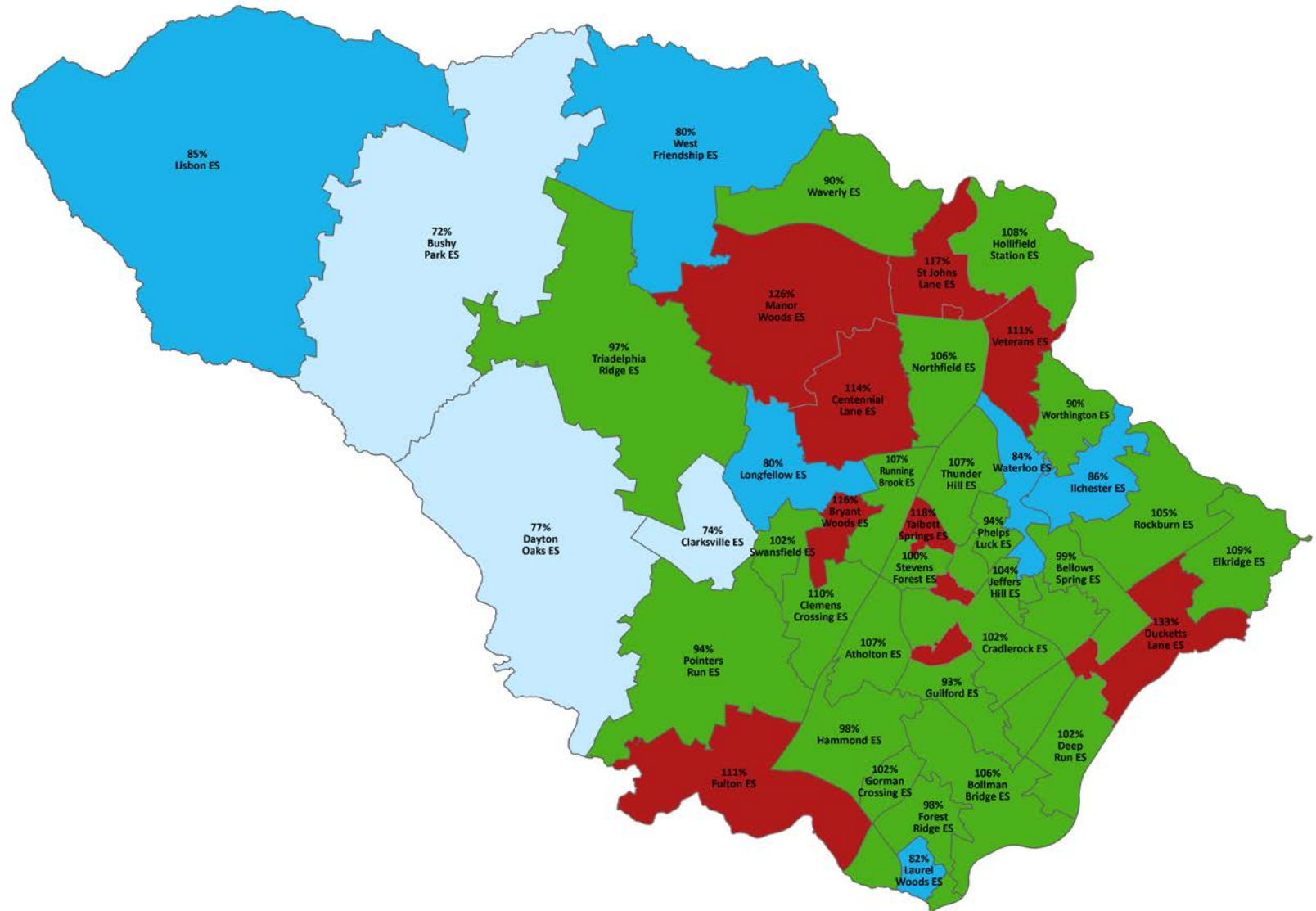
	Students	Schools
ES #42	900	6
Columbia West region	550	7
North region	450	7
TOTAL	1,900	20

37 elementary schools at or below target utilization, 2018–19

IMPACT: BEFORE ELEMENTARY REDISTRICTING

2018–19 projected
capacity utilization

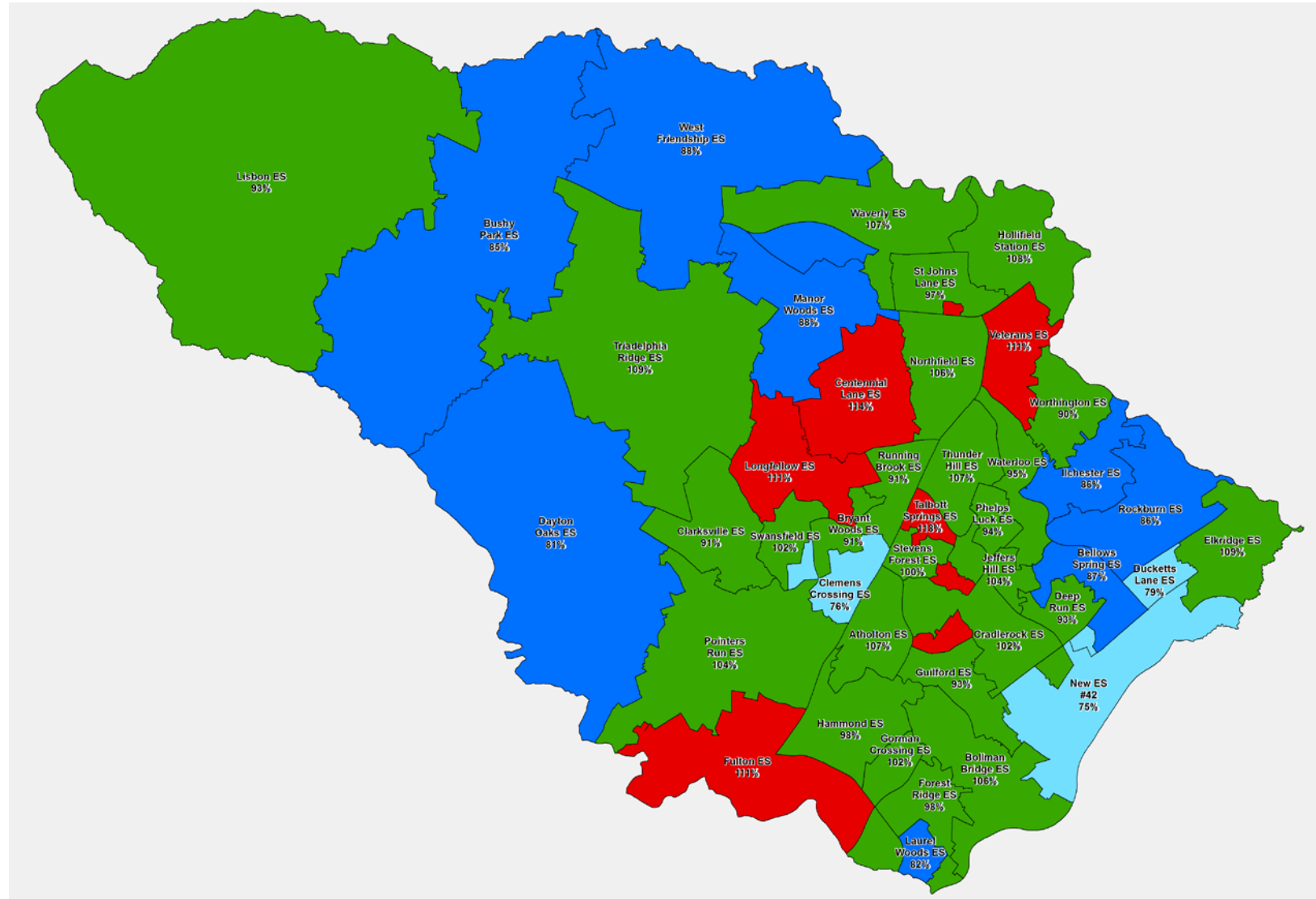
without boundary
adjustments



IMPACT: AFTER ELEMENTARY REDISTRICTING

2018–19 projected capacity utilization

with Superintendent's
proposed boundary
adjustments



DETAILS OF MOVES – ELEMENTARY

Sending ES	Receiving ES	Polygons	# Students
Bellows Spring	Rockburn	83, 1083	72
Bellows Spring	Waterloo	1076	71
Bryant Woods	Longfellow	268, 1268, 2268	158
Bushy Park	Lisbon	234, 280, 282	44
Clemens Crossing	Pointers Run	127, 130, 1130	192
Deep Run	Bellows Spring	79, 1079	57
Deep Run	New ES #42	30, 1030, 2030	100
Ducketts Lane	New ES #42	33, 35, 1035, 1036, 2035, 4035	418
Manor Woods	Bushy Park	304, 305, 1304, 1305	145
Manor Woods	Triadelphia Ridge	178, 179, 1178, 1179	71
Manor Woods	Waverly	164, 1164	44
Pointers Run	Clarksville	129, 1064, 1129	91
Pointers Run	Dayton Oaks	189, 1192	29
Rockburn	Deep Run	32	87
Rockburn	New ES #42	1032	106
Running Brook	Bryant Woods	204, 1204, 2133, 3133	71
Running Brook	Clemens Crossing	2136	14
St. John's Lane	Waverly	161, 1161	120
Waverly	West Friendship	166, 1166, 2166	32
TOTAL			1,922

IMPACT: MIDDLE SCHOOL

FACTORS:

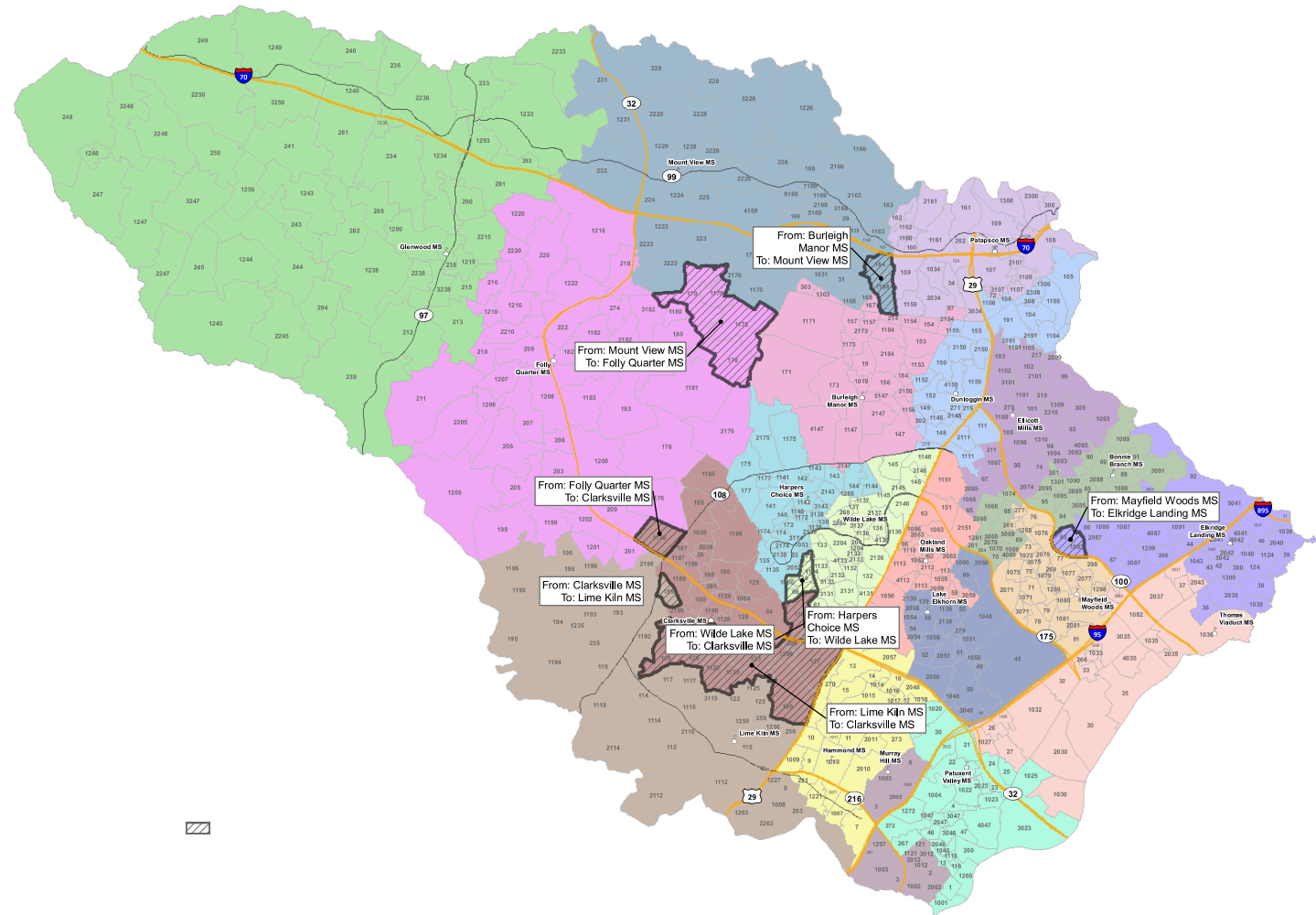
300 students redistricted
9 schools affected

- Feeder alignments

Long term:

- Middle/high career development center
- Opening new HS 13

Moves: Middle School



DETAILS OF MOVES – MIDDLE SCHOOL

Sending MS	Receiving MS	Polygons	# Students
Burleigh Manor	Mount View	164, 1164	29
Clarksville	Lime Kiln	189	1
Folly Quarter	Clarksville	1176	0
Harpers Choice	Wilde Lake	66, 134, 1066, 1134, 2134	47
Lime Kiln	Clarksville	118, 120, 123, 126, 127, 296, 1120, 1123, 1296	129
Mayfield Woods	Elkridge	83, 1083	33
Mount View	Folly Quarter	178, 179, 1178, 1179	44
Wilde Lake	Clarksville	130, 1130	30
TOTAL			313



INITIATIVE



JUMPSTART COLLEGE CREDIT OPPORTUNITIES

OPPORTUNITIES TO EARN COLLEGE CREDIT WHILE IN HIGH SCHOOL

Option	# Credits	Eligibility
Associate degree	60	Rising grade 9
1 year college + certificate(s) + internship(s)	30	Rising grades 9–10
Coursework earning college credit	< 30	Rising grades 9–11

Advantage to families:

HCC tuition: 50% high school rate
Additional support available for students receiving FARMs

IMPACT: HIGH SCHOOL

FACTORS:

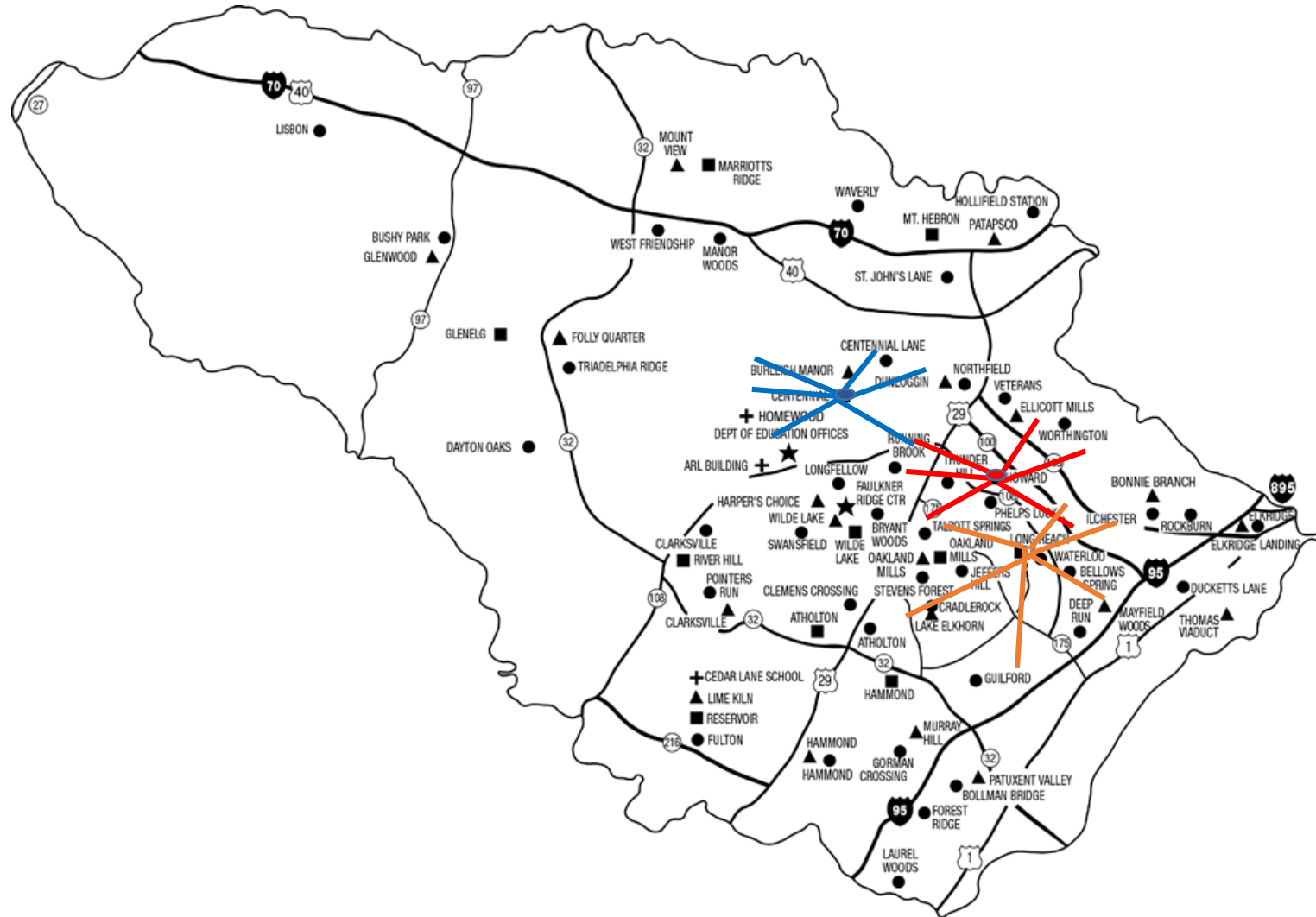
- No 2018–19 redistricting; next high school redistricting process in 2021
- Expand Early College offerings at Oakland Mills HS; add Early College program at River Hill HS
 - Open enrollment to Long Reach, Centennial and Howard HS students

IMPLICATIONS:

- Transportation
- Policy

TRANSPORTATION COLLECTOR STOPS

- Collect students at local schools and community centers
- Cost effective
- Existing state models
- Encourages program participation



POLICY 9000



PROJECTED IMPACT: HIGH SCHOOL

High schools	Original utilization	JumpStart participants	Resulting utilization	Projected reduction
Howard	136.8%	150	126.3%	10%
Centennial	122.9%	100	115.5%	7.3%
Long Reach	119.4%	100	112.6%	7.0%

SUCCESS FACTORS

Policy 9000 revisions

State support – HS #13

- Board of Public Works, October 18

Budget

- Transportation
- Tuition and materials

Final decision by December 2017



IMPACT SUMMARY

Redistricting for 2018–19

- 2,200 students
- No high school redistricting

Accelerate HS #13 opening

- Fall 2022

Innovative congestion relief

- JumpStart Early College program access for designated schools

Long term:

- New middle/high career center
- Elementary language immersion centers
- Additional program centers

Schools Above Target Over 110 percent capacity

Current: 17 schools

- 9 – Elementary
- 3 – Middle
- 4 – High

Post implementation: 10 schools

- 5 – Elementary
- 2 – Middle
- 1 – High

NEXT STEPS

BOE review: attendance area proposal

- Public hearings – Oct. 26 and Nov. 7
- Action – Nov. 16, 2017

Policy 9000 and/or IP 9000 modification

- Fall 2017

HS #13 site selection approval
Mission Road, Rockburn Park or other site

- December 2017

JumpStart Initiative details
Transportation, staffing, curriculum

- Ongoing through February 2018

FY2019 Operating Budget

- Board request – February 2018
- Final adoption – May 2018

JUMPSTART TIMELINES

Information sessions

- Late October – December 2017

Student applications

- Available early December 2017

Applications due

- Early January 2018

Student selection

- Late January 2018

Student registration

- February 2018

Looking Ahead

